

# L5204F


EK0506-0002 Ver.H



## PIN Diode

### ■ FEATURES

- High Power Handling for VHF/UHF band
- Low Capacitance at Zero Bias,  
Extremely Small Reverse Bias
- Low Series Resistance
- Very Low Insertion Loss, High Isolation
- RoHS Compliant
- Lead Free / Halogen Free



size : 2.5 x 1.2 x 0.8 mm (typ)

### ■ MECHANICAL DATA

- Case : 2512(1005) molded plastic package.
- Terminals : Gold plated, solderable per  
MIL-STD-750, method 2026
- Polarity : Indicated by cathode band.

### ■ DESCRIPTIONS

The L5204F PIN diode is designed for high power antenna switches in two-way radios.

Suitable for RFID reader and writer application.

### ■ ABSOLUTE MAXIMUM RATINGS (Ta=25°C)

SYMBOL	PARAMETER	RATING	UNITS
<b>V<sub>R</sub></b>	Reverse Voltage	180	V
<b>P<sub>D</sub> *</b>	Power Dissipation	500	mW
<b>T<sub>j</sub></b>	Junction Temperature	150	°C
<b>T<sub>stg</sub></b>	Storage Temperature Range	-55 to 150	°C

\*) Mounting on glass epoxy PCB (50mm x 50mm x 1.6mm)

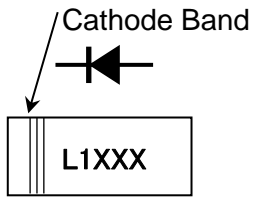
### ■ ELECTRICAL CHARACTERISTICS (Ta=25°C)

SYMBOL	PARAMETER	CONDITIONS	LIMITS			UNITS
			MIN	TYP	MAX	
<b>I<sub>R</sub></b>	Reverse Current	<b>V<sub>R</sub> = 180V</b>	-	-	10	μA
<b>V<sub>F</sub></b>	Forward Voltage	<b>I<sub>F</sub> = 100mA</b>	-	-	1.0	V
<b>C<sub>T</sub></b>	Diode Capacitance	<b>V<sub>R</sub> = 40V, f = 100MHz</b>	-	-	0.9	pF
<b>R<sub>fs</sub></b>	Forward Series Resistance	<b>I<sub>F</sub> = 50mA, f = 100MHz</b>	-	0.5	0.75	Ω

# L5204F

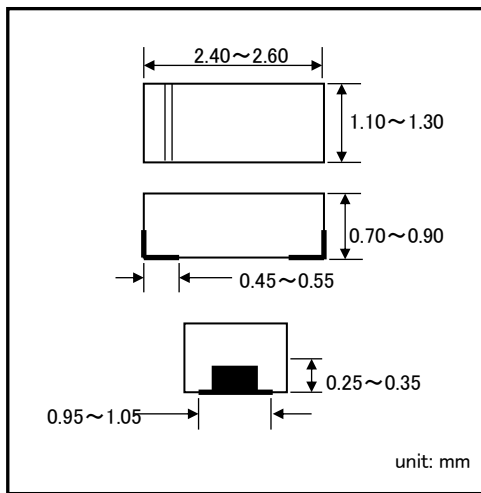
EK0506-0002 Ver.H

## MARKING INFORMATION

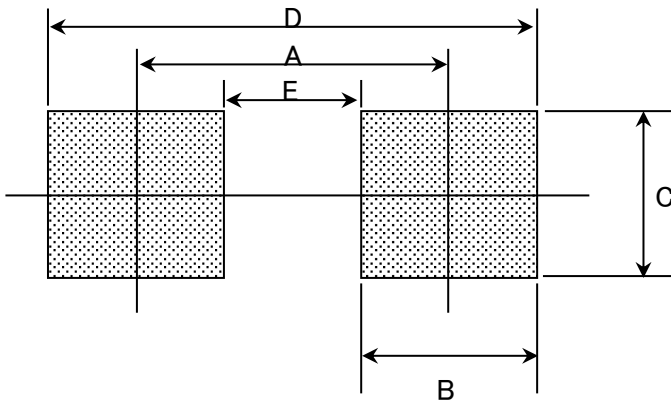


L1 : Parts number L5204F  
 XXX : Lot code (3~4digits)

## PACKAGE OUTLINE INFORMATION



## SUGGESTED PAD LAYOUT

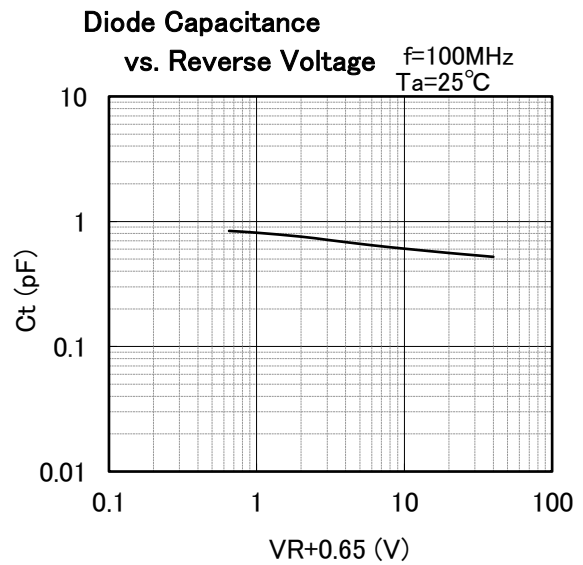
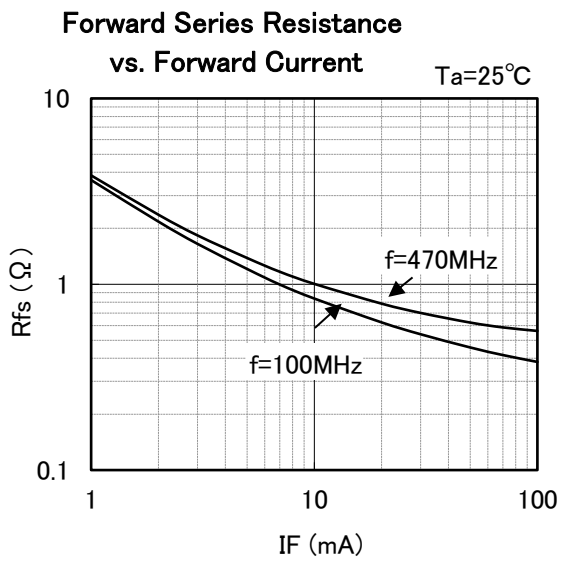
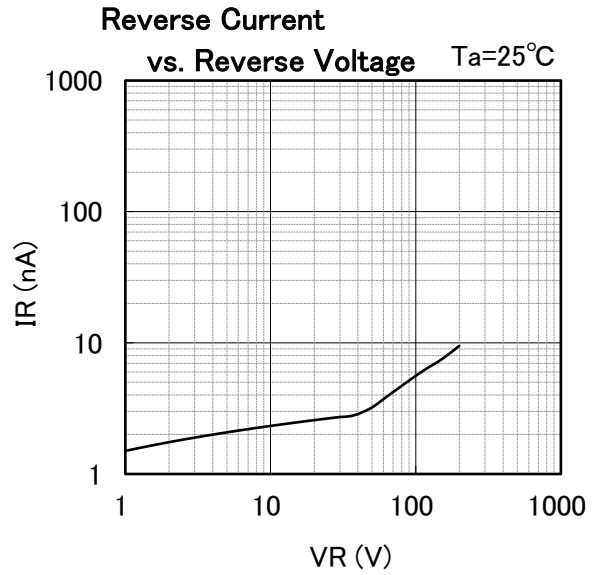
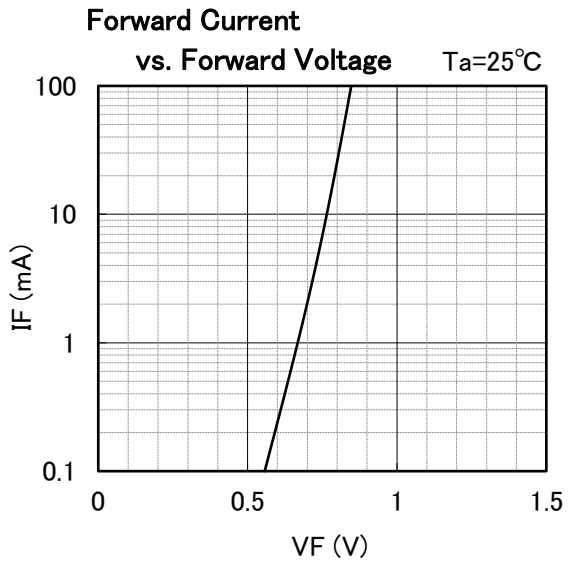


Size	2512(1005)
A	2.1
B	1.2
C	1.2
D	3.3
E	0.9
unit	mm

# L5204F

EK0506-0002 Ver.H

## ■ TYPICAL PERFORMANCE CHARACTERISTICS



## IMPORTANT NOTICE

Litec Corporation reserves the right to make changes without further notice to any product herein to make corrections, modifications, enhancements, improvements, or other changes.

Litec Corporation does not assume any liability arising out of the application or use of any product described herein; neither does it convey any license under its patent rights, nor the rights of others. The user of products in such applications shall assume all risks of such use and will agree to hold Litec Corporation and all the companies whose products are represented on our website, harmless against all damages.

The products located on our website at [www.litec-corp.com](http://www.litec-corp.com) are not recommended for use in life support systems where a failure or malfunction of the component may directly threaten life or cause injury without the expressed written approval of Litec Corporation.

## CONTACT



Litec Corporation  
Funakoshi Medical Building, Nakagyo-ku, Kyoto 604-0866, Japan  
TEL:81-75-211-6448      FAX:81-75-211-6449  
[e-mail: sales@litec-corp.com](mailto:sales@litec-corp.com)      [URL: http://www.litec-corp.com/](http://www.litec-corp.com/)